

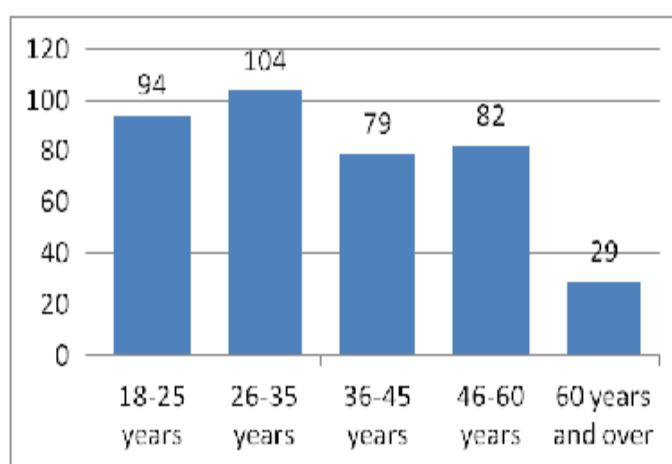
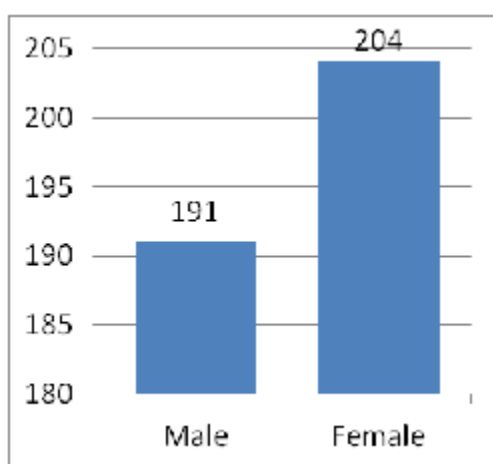
Night Time Economy Corporate Scrutiny Review

Findings from 'York After 5' Survey

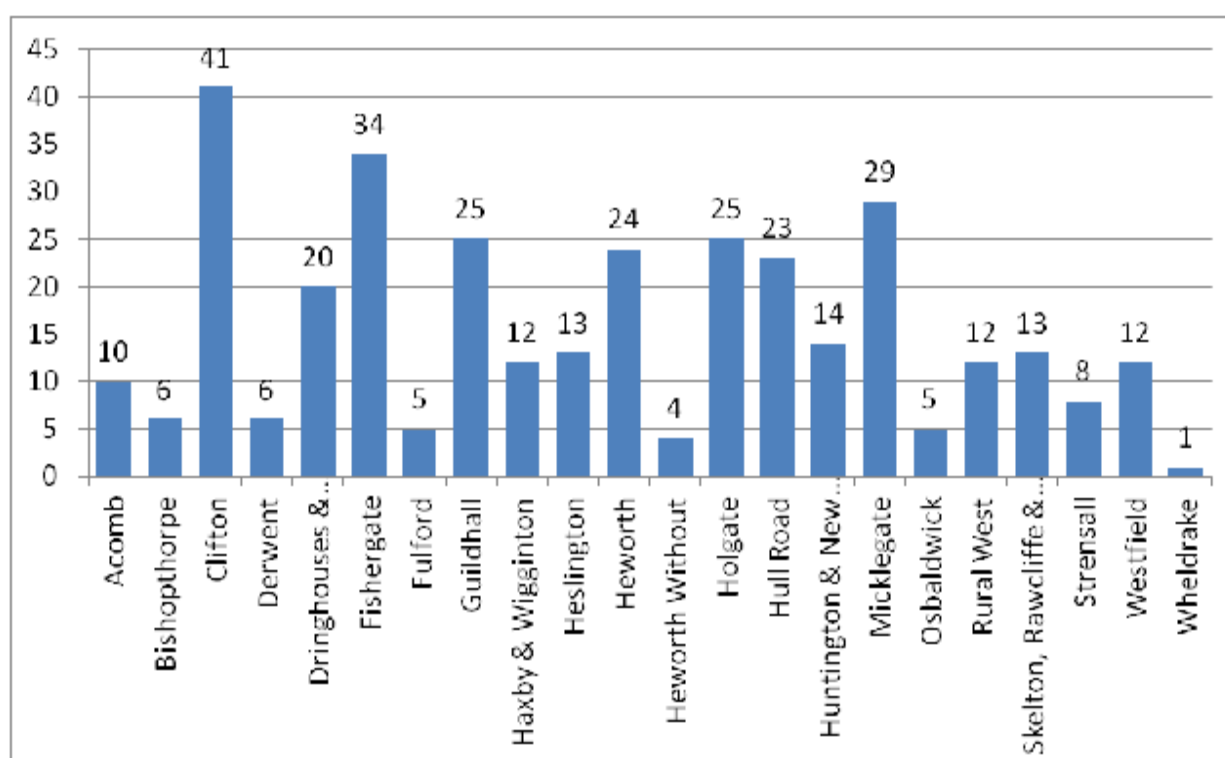
1. There were a total of 472 responses to the 'Yorkafter5' survey. For those we have the following equalities breakdown:

Gender: 395 provided their gender
(77 did not respond)

Age: 388 provided their age
(84 did not respond)



Ward: 342 provided a complete postcode which can be matched to a York ward. An additional 53 respondents provided a partial postcode which can be identified as York but not to a particular ward (77 did not provide a postcode).



Responses to Generic Questions

2. Qu.1 - Do you use the city centre after 5pm?

There were 469 responses to the question. Of those, a majority indicated that they use the city centre between 5pm and 11pm, with 44% using the city centre at some time between 11pm and 5am.

	<u>5-7pm</u>	<u>5-8pm</u>	<u>8-11pm</u>	<u>11pm-5am</u>	<u>Do not use</u>
Overall	51%	75%	89%	44%	6%
Male	48%	75%	84%	51%	5%
Female	56%	78%	80%	38%	4%
18-25	54%	64%	85%	84%	1%
26-35	55%	75%	85%	43%	5%
36-45	48%	84%	79%	38%	6%
46-60	56%	80%	77%	26%	7%
60+	31%	83%	83%	0%	3%

3. It should be noted that a proportion of the people who responded positively to using the city centre between 5pm and 7pm and 5pm and 8pm could be making their way home from work in the city centre.

4. Qu.2 – Why do you to visit the city centre after 5pm?

There were 452 responses to question 2. Responders were given a number of options and asked to tick all that applied:

	<u>No.</u>	<u>Social</u>	<u>Cultural</u>	<u>Business</u>	<u>Other</u>
Overall	452	92%	72%	16%	8%
Male	186	89%	69%	19%	11%
Female	198	93%	79%	12%	6%
18-25	93	98%	67%	19%	8%
26-35	101	94%	76%	17%	8%
36-45	77	94%	78%	12%	5%
46-60	78	92%	74%	14%	12%
60+	28	57%	79%	18%	11%

5. In regard to the 8% (35 responders) who indicated 'Other', the following reasons were indicated:

- Shopping/banking
- Attending Meetings

- Live in the city centre
- Commuting
- Work
- Fishing
- Transporting others in and out of the city centre

6. Qu.20 - In your opinion, what is good about the city centre and the activities in York after 5pm?

There were 284 responses to question 20 - specific feedback is shown at Annex 5.

7. There were many positive comments about the city centre including its attractiveness, its compact nature, the large variety and good quality of its restaurants and bars, its safe and friendly atmosphere up to 8-9pm, and its uniqueness. Whilst specific annual one-off events were mentioned, some negative comments were made regarding the city centre's lack of evening activities for families, lack of evening coffee bar culture, and the limited number of alternative activities outside of visiting bars and restaurants. Some respondents liked the fact that the shops were closed after 6pm highlighting that it resulted in a more relaxed atmosphere in the city centre. Whilst others thought shops opening later would encourage city centre workers to remain in the centre and partake in the rest of the evening offer. A small number expressed the view that there was little or nothing to do in the city centre in the evening and that the city centre was dying. Also that the current offer is mainly aimed at tourists and not residents.

8. Qu.21 - Suggestions for what might improve your use or enjoyment of the city centre?

There were 286 responses to question 21 – specific feedback is shown at Annex 6. Many responders suggested similar improvements –see summary list below:

- Less drunk people
- Shops opening later
- More non-alcohol related things to do
- Later Park & Ride services
- More open air activities
- Transport improvements including cheaper buses and free central parking in the evening
- Improved lighting
- Cleaner streets
- More visible policing
- Attractions open later
- Coffee shops and cafes staying open later

Questions Specific to Economic & City Development Overview & Scrutiny Committee NTE Review

9. Qu.4 – How do you travel into the city?

There were 445 responses to question 4 –

	Bus	Train	Car	M/cycle	Bicycle	On foot	Taxi	Other
Overall	42%	2%	37%	0	24%	60%	30%	3%
Male	42%	2%	33%	0	24%	61%	31%	5%
Female	45%	2%	37%	0	25%	60%	33%	1%
18-25	69%	3%	15%	0	21%	68%	56%	1%
26-35	25%	5%	33%	0	28%	76%	18%	1%
36-45	38%	0	34%	0	25%	56%	37%	4%
46-60	42%	0	51%	1%	27%	45%	26%	7%
60+	52%	0	66%	0	21%	41%	10%	0

10. Qu.5 – How do you travel out of the city centre after 5pm?

There were 444 responses to question 5 –

	Bus	Train	Car	M/cycle	Bicycle	On foot	Taxi	Other
Overall	34%	4%	38%	0	23%	54%	53%	2
Male	32%	4%	33%	0	24%	57%	57%	3%
Female	37%	3%	38%	0	24%	54%	56%	0
18-25	53%	2%	17%	0	19%	61%	80%	0
26-35	20%	8%	34%	0	27%	73%	44%	0
36-45	30%	3%	35%	0	27%	485	65%	1%
46-60	35%	1%	51%	1%	27%	41%	46%	6%
60+	39%	4%	61%	0	21%	36%	29%	4%

11. Qu.6 – What factors influence your choice of transport into and out of the city centre after 5pm?

There were 362 responses to question 6 – specific feedback is shown at Annex 2. Responders were also asked to provide their postcode to help indicate the distance they travel into the city centre. The postcode information was used to identify which ward the responder lived in, as shown in paragraph 1 above.

12. Qu.18 – Currently very few shops are open after 5:30pm – If opening hours were extended, would you be likely to come into or stay later in the city centre?

There were 429 responses to question 18. Of those, 343 (80%) said Yes and 86 (20%) said No.

	Gender		Age				
	Male	Female	18-25 years	26-35 years	36-45 years	46-60 years	60+ years
No. Of Responders	190	204	94	104	78	82	29
Yes Responses	75%	88%	91.5%	83%	77%	82%	55%
No Responses	25%	12%	8.5%	17%	23%	18%	45%

Questions Specific to Community Safety Overview & Scrutiny Committee NTE Review

13. Qu.7a - How would you rate the attractiveness of the city centre after 5pm?

There were 442 responses to question 7a.

	Base	Male	Female	18-25	26-35	36-45	46-60	60+
	442	189	203	93	103	79	81	29
V. Poor	1.8%	1.1%	2.0%	1.1%	1.0%	1.3%	3.7%	0%
Poor	12.2%	11.1%	12.8%	3.2%	12.6%	16.5%	14.8%	13.8%
Adequate	23.3%	20.1%	26.1%	21.5%	22.3%	20.3%	22.2%	34.5%
Good	36.2%	41.8%	33.0%	40.9%	37.9%	38.0%	39.5%	20.7%
V. Good	25.8%	24.9%	26.1%	32.3%	26.2%	24.1%	18.5%	31.0%
No Opinion	0.7%	1.1%	0%	1.1%	0%	0%	1.2%	0%

14. Qu.7b – How would you rate the cleanliness of the city centre after 5pm?

	Base	Male	Female	18-25	26-35	36-45	46-60	60+
	434	188	197	92	103	77	80	28
V. Poor	6%	7.4%	3%	2.2%	4.9%	2.6%	10%	10.7%
Poor	18.7%	18.1%	18.3%	7.6%	14.6%	18.2%	27.5%	32.1%
Adequate	34.6%	36.2%	34.5%	29.3%	44.7%	44.2%	26.3%	25.0%
Good	29.5%	27.1%	33.5%	40.2%	28.2%	20.8%	32.5%	25.0%
V. Good	11.1%	10.6%	10.7%	20.7%	7.8%	14.3%	2.5%	7.1%

No opinion	0.2%	0.5%	0%	0%	0%	0%	1.3%	0%
------------	------	------	----	----	----	----	------	----

15. Qu.8 – What improvements (if any) would you like to see?

There were 265 responses to question 8 – see specific feedback in Annex 3. In summary, many of the responders identified the following:

- More bins
- More street lighting
- Removal of commercial waste so that it does not scattered as a result of anti-social behaviour
- Fines for littering and vomiting
- Less Fast food /takeaway food rubbish
- More planters and trees
- Evening street cleaning

Questions Specific to Learning & Culture Overview & Scrutiny Committee Review

16. Qu.3 – What social and cultural activities/events would encourage you to visit the city centre after 5pm?

There were 258 responses - specific feedback is shown at Annex 1. In summary, many of the responders suggested the following would encourage them to visit the city centre after 5pm:

- Open air events including theatre performances, film screenings, live music events, street entertainment
- Evening markets and festivals
- Museums and galleries closing later
- Coffee shops and cafes (non-alcohol venues) open in the evening
- More evening cultural / arts centre activities

17. The responses also highlighted a number of issues that discourage/limit their visits to the city centre after 5pm:

- Poor advertising of evening events
- Cost of bus fares and parking
- Poor lighting at cycle parking sites

18. Qu.9 -12 Concerning taking children into the city centre after 5pm?

There were 442 responses to question 9. Of those, 67 (15.2%) said Yes they would take their children into the city centre after 5pm, 70 (15.8%) said No, and 305 (69%) of responders confirmed they had no children. Of the 137 who responded to say they had children, 115 provided information on their children's age range as follows:

- 0-7 years – 56 (40.6%)
- 8-11 years – 37 (26.8%)
- 12-16 years – 45 (32.6%)

19. Of the 67 (15.2%) who answered yes to taking their children into the city centre after 5pm, many gave their reasons for visiting:

- Eating Out (43)
- Cinema (20)
- Theatre (20)
- Festivals / Organised Events (14)
- Entertainment / Tourist Attractions (9)
- Illuminate York (5)
- Shopping (4)
- Church Events (2)
- River Walks (1)
- Markets (1)
- Library / Learning Activities (1)

20. A number of those who answered yes also raised issues around safety, the price of some events e.g. Illuminate York, and the limited number of things you can do with children in the city centre after 5pm.

21. The following reasons were given by the 70 (15.8%) who responded saying No they would not take their children into the city centre after 5pm:

- Anti-social behaviour and safety issues (38)
- Age of children (11)
- Lack of family-friendly evening activities and venues (7)
- Nothing for children to do (7)
- Vehicle restrictions and Cost of Parking (2)

Questions Regarding Safety

22. Qu.13 - How safe do you feel in the city centre after 5pm compared to the day-time?

Respondents were asked to consider how safe they felt at certain times of the evening/night.

- 427 responses were received in regard to the period between 5-8pm. Of those 24 (5.6%) said they felt more safe, 61 (14.3%) said they felt less safe and 427 (80.1%) felt no different.
- For the period between 8-11pm, 422 responses were received - 9 (2%) felt more safe, 19 (47%) felt less safe and 215 (51%) felt no different.

- For the period between 11pm – 5am, 398 responses were received – 4 (1%) felt more safe, 283 (71%) felt less safe and 111 (28%) felt no different.

23. Qu.14-15 – Experiencing anti-social behaviour in the city centre after 5pm?

There were 432 responses to question 14 – Have you experienced anti-social behaviour in the city centre after 5pm?. Of those responders, 240 (55.6%) said Yes and 192 (44.4%) said No.

24. When asked whether this had effected their future decision to visit, 109 (25%) said Yes, 304 (70%) said No, and 19 (5%) did not respond.

		Male	Female
No. Of Responders who indicated their gender		190	203
Have you experienced anti-social behaviour in the city centre?	Yes	55%	55%
	No	45%	45%
Has this affected your future decisions to visit?	Yes	22%	27%
	No	74%	69%
	No Response	4%	4%

25. Qu.16-17– Witnessing anti-social behaviour in the city centre after 5pm?

There were 424 responses to question 16 Of those, 354 (83.5%) said Yes and 70 (16.5%) said No.

26. When asked whether this had effected their future decision to visit, 132 (31%) said Yes, 277 (65%) said No, and 15 (4%) did not respond.

		Male	Female
No. Of Responders who indicated their gender		187	198
Have you witnessed anti-social behaviour in the city centre?	Yes	83%	83%
	No	17%	17%
Has this affected your future decisions to visit?	Yes	28%	32%
	No	68%	64%
	No Response	4%	4%

27. Qu.18 – Comments on Safety Issues in the city centre after 5pm

There were 220 responses to question 18 – specific feedback is shown at Annex 4.

Contact Details**Author:**

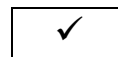
Melanie Carr
Scrutiny Officer
Scrutiny Services
Tel No.01904 552063

Chief Officer Responsible for the report:

Andrew Docherty
AD ITT & Governance

Report Approved**Date**

24 February 2014

Specialist Implications Officer(s) - N/A**Wards Affected:****All**

For further information please contact the author of the report

Background Papers: None**Annexes:**

Annex 1 – Responses to Qu.3 - What new social and cultural activities/ events would encourage you to visit the city centre after 5pm?

Annex 2 – Responses to Qu.6 - What factors influence your choice of transport into and out of the city centre after 5pm

Annex 3 – Responses to Qu.8 - What improvements, if any, would you like to see?

Annex 4 – Responses to Qu.18 - Do you have any comments on safety issues in the city centre after 5pm?

Annex 5 – Responses to Qu.20 - What is good about the city centre and the activities in York after 5pm?

Annex 6 – Responses to Qu.21 - What might improve your use or enjoyment of the city centre after 5pm?

Abbreviations in Report and Annexes:

ASB – Anti-Social Behaviour

BTP – British Transport Police

CYC – City of York Council

ED – Emergency Department

LGBT - Lesbian, Gay, Bisexual, and Transgender

Met Museum - Metropolitan Museum

MOR music – Middle of the Road music

NTE – Night-Time Economy

P&R – Park and Ride

PSCO - Police Community Support Officers

Uni – University

V&A - Victoria and Albert